

Check valve 39

- Stainless steel
- Female thread 1/2" - 2"
- Controllable
- Spring loaded



Description

Check valve.

Construction

Controllable check valve in pressed stainless steel, connection female thread 1/2" - 2". Threaded plug 1/8" inspection hole for control. Seal in Viton. Type EA in accordance with SS EN1717, for fluid category 1 and 2.

Marking

Manufacturer and year.

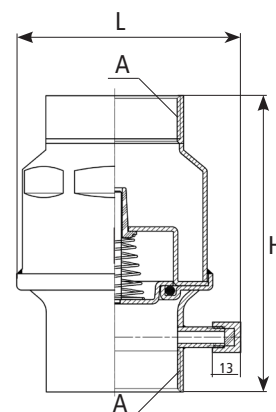
Maintenance

Check valves are normally maintenance-free but should be inspected periodically.

Technical data

| | |
|------------|--------------------------|
| Body | Stainless steel AISI 304 |
| Plate | Stainless steel AISI 304 |
| Guide bush | PTFE |
| Spring | Stainless steel AISI 304 |
| Seal ring | Viton |

Nominal working pressure: 16 bar
 Maximum working pressure: see chart
 Minimum opening pressure: 0,025 bar
 Maximum opening pressure: 0,035 bar
 Maximum working temperature: +150°C
 Minimum working temperature: -20°C



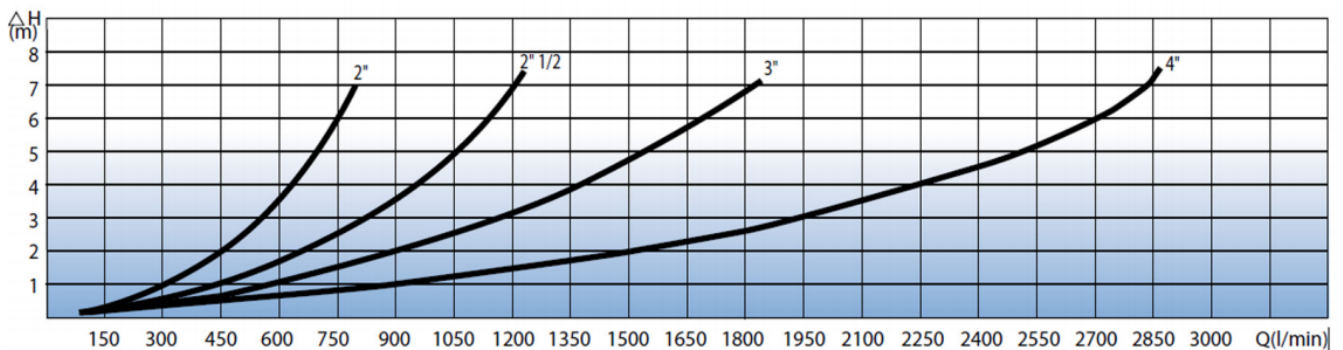
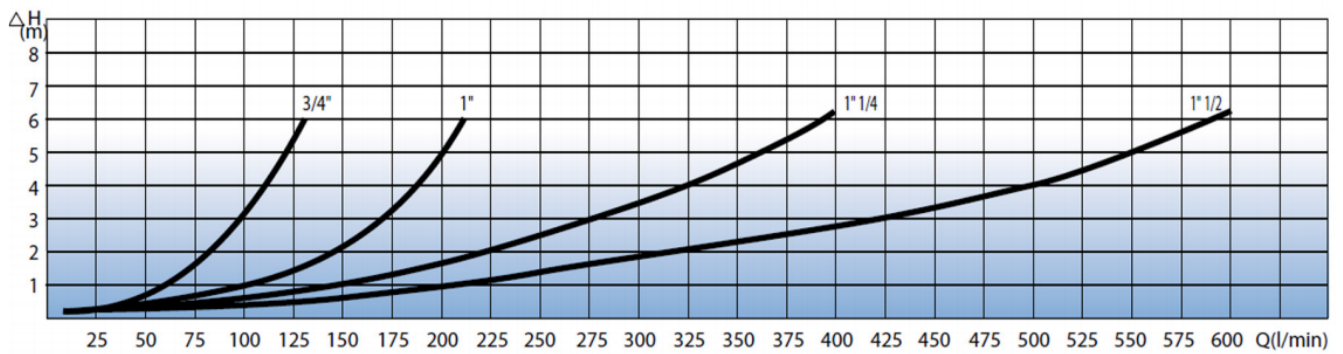
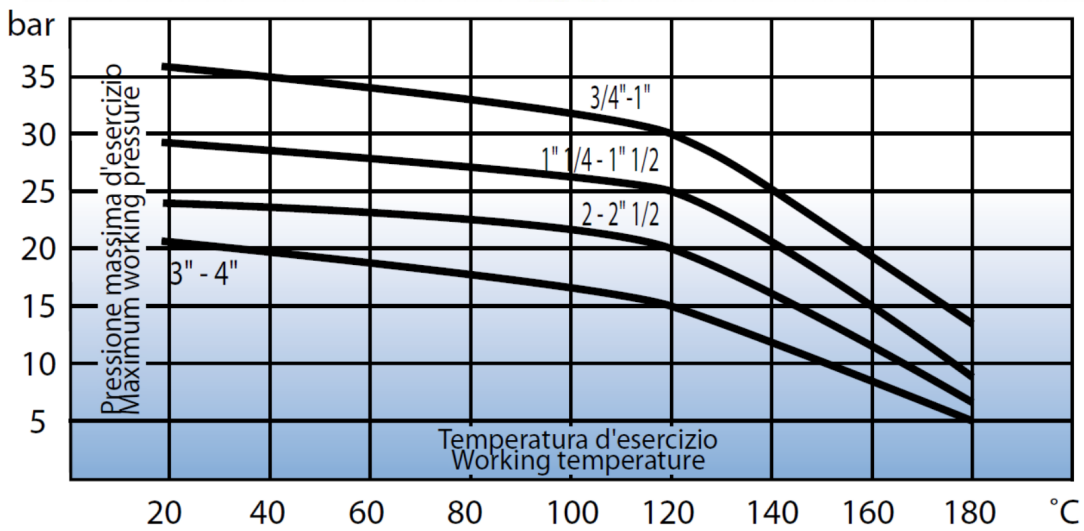
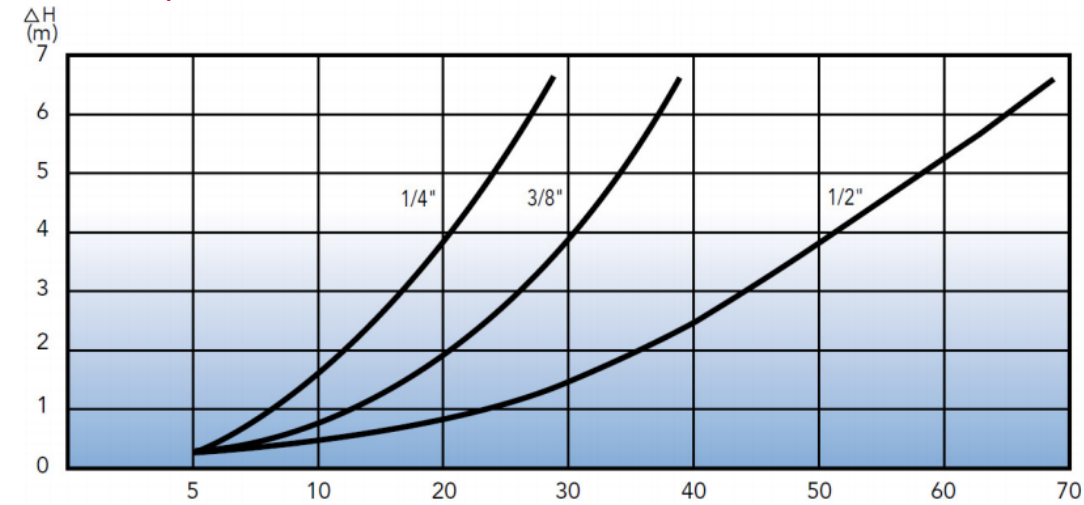
| Item number | Description | Connection thread A | Length L | Height H | Max pressure (bar) | Weight (kg per piece) |
|-------------|-----------------------------|---------------------|----------|----------|--------------------|-----------------------|
| 0539015000 | Check valve 39-15, 1/2" F | 1/2" F | 72,2 | 54,6 | 30 | 0,09 |
| 0539020000 | Check valve 39-20, 3/4" F | 3/4" F | 78,5 | 64,0 | 35 | 0,13 |
| 0539025000 | Check valve 39-25, 1" F | 1" F | 93,8 | 71,5 | 35 | 0,19 |
| 0539032000 | Check valve 39-32, 1 1/4" F | 1 1/4" F | 107,0 | 79,7 | 29 | 0,28 |
| 0539040000 | Check valve 39-40, 1 1/2" F | 1 1/2" F | 126,8 | 91,0 | 29 | 0,39 |
| 0539050000 | Check valve 39-50, 2" F | 2" F | 313,0 | 103,0 | 24 | 0,70 |

All dimensions in millimetres

Subject to technical changes and corrections without notice

Check valve 39

Pressure drop chart



Subject to technical changes and corrections without notice